




































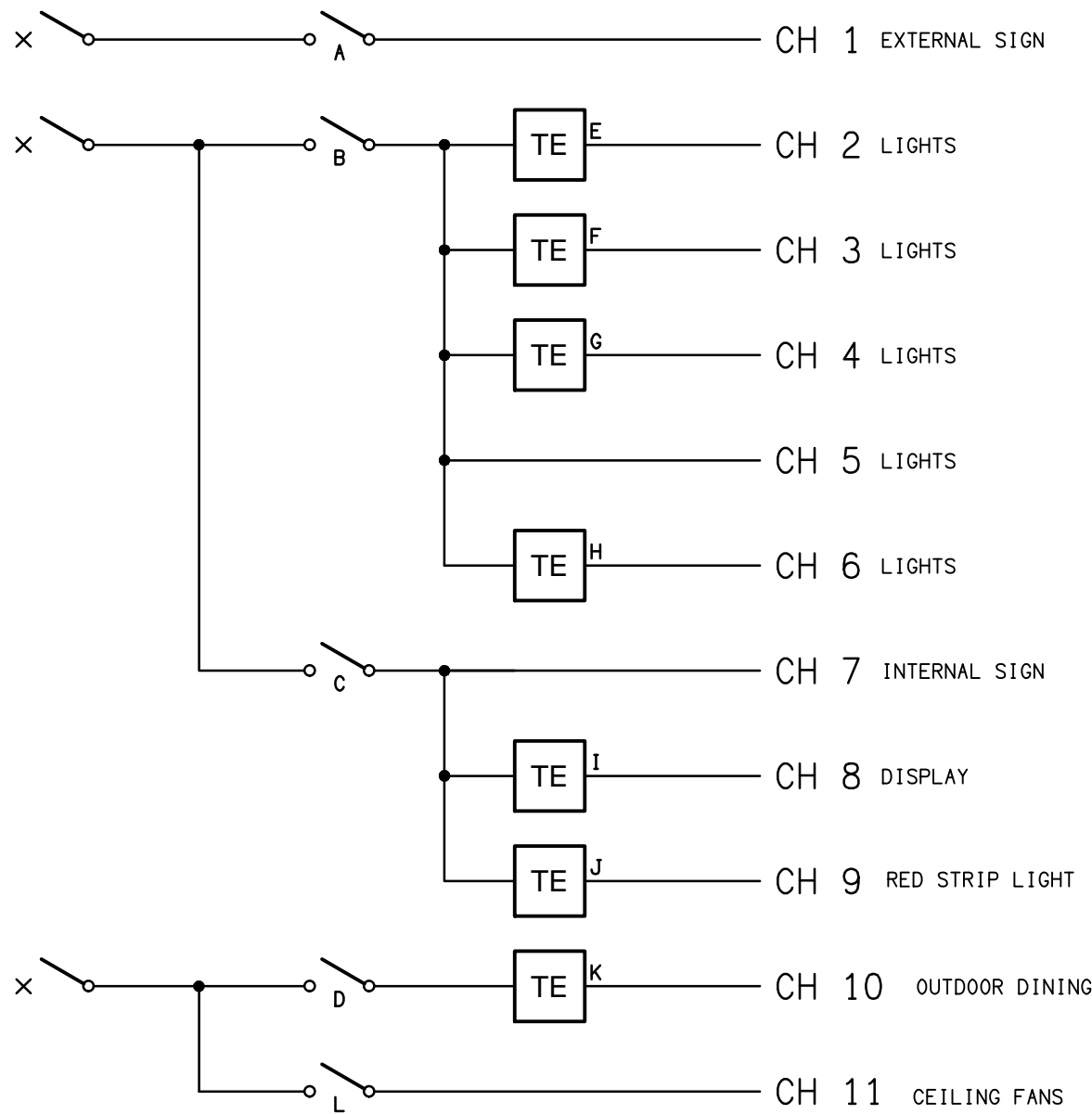


LEGEND

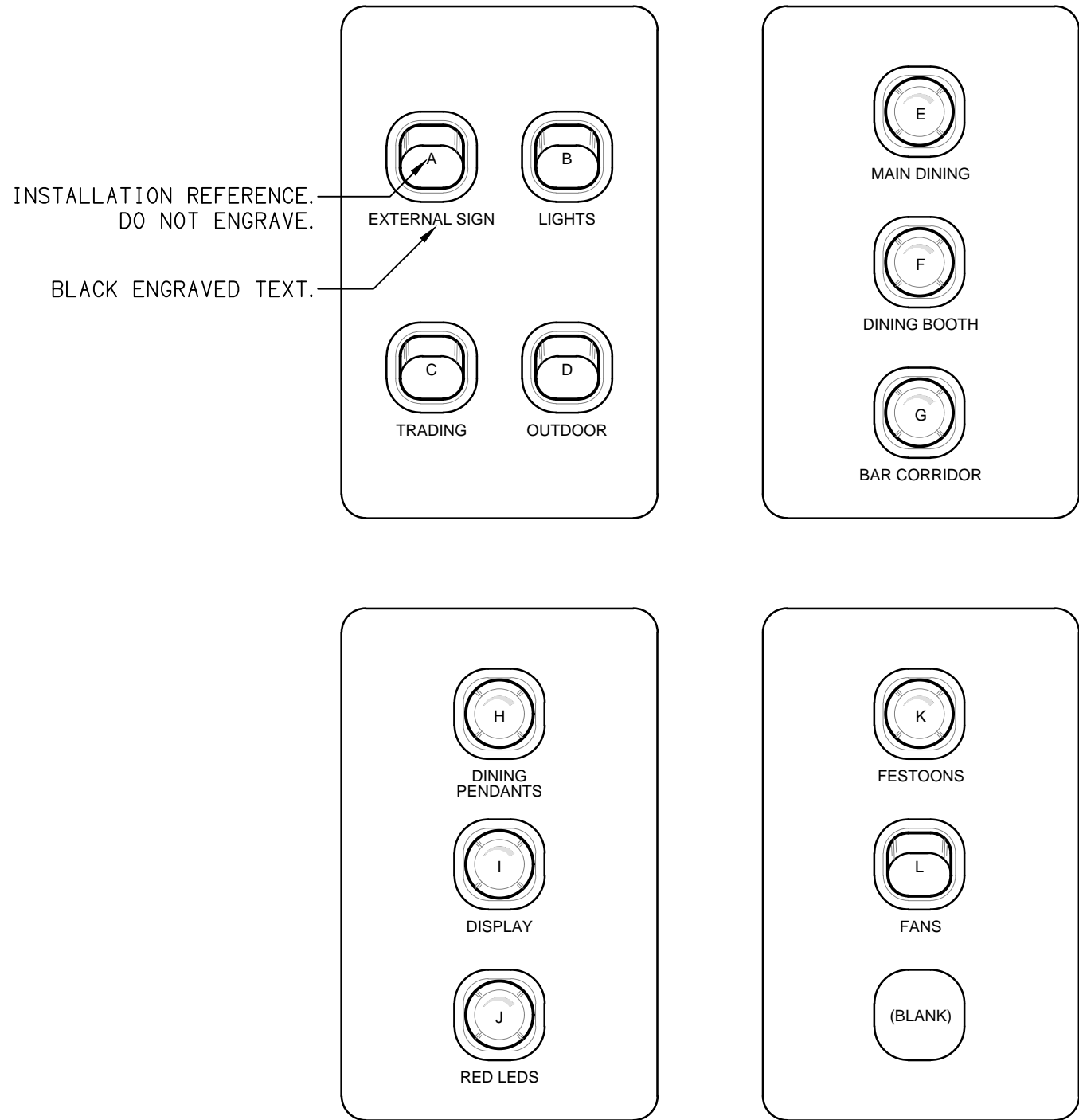
-  ELECTRICAL SERVICES SWITCHBOARD.
-  SWITCHBOARD / CONTROL PANEL NOT PROVIDED AS PART OF THE ELECTRICAL SUBCONTRACT.
-  SINGLE POWER OUTLET.
-  DOUBLE POWER OUTLET.
-  USB DOUBLE POWER OUTLET C/W USB CHARGER.
-  SPECIAL PURPOSE POWER OUTLET.
-  SIGNAGE CONNECTION.
-  SINGLE PHASE ISOLATOR.
-  THREE PHASE ISOLATOR.
-  LIGHTING CONTROL SWITCH PANEL.
-  ONE-WAY LIGHT SWITCH.
-  TWO-WAY IP56 LIGHT SWITCH.
-  N: COOLROOM / FREEZER NEON INDICATOR WHEN ON.
-  CIRCUIT LINE.
-  SWITCH LINE.
-  DB-x - Py POWER CIRCUIT DESIGNATION. DENOTES DB AND CIRCUIT.
-  LIGHTING CONTROL CHANNEL REFERENCE.
-  ELECTRICAL EQUIPMENT AS NOTED.
-  RJ45 COMMUNICATIONS OUTLET.
-  HDMI LINK OUTLET.
-  HDMI TO FIBRE LINK OUTLET.
-  NBN COMPLIANT NETWORK TERMINATION DEVICE.
-  BACKGROUND MUSIC SPEAKER, CEILING MOUNTED.
-  BACKGROUND MUSIC SPEAKER, WALL MOUNTED.
-  SECURITY CAMERA.
-  SINGLE PHASE.
-  THREE PHASE.
-  CIRCUIT BREAKER.
-  ISOLATOR / SWITCH.
-  CONTACTOR - NORMALLY OPEN.
-  CONTACTOR - NORMALLY CLOSED.
-  TRAILING EDGE (TE) POT DIMMER.
-  REFER TO DETAIL NOTED FOR THE AREA SHOWN HATCHED. ADDITIONAL OUTLETS & FITTINGS MAY BE SHOWN ON DETAIL.
-  E1: RECESSED EMERGENCY LIGHT, WHITE.
-  E2: RECESSED EMERGENCY LIGHT, BLACK.
-  EX: EMERGENCY EXIT LIGHT.
-  GC: GAS CONTROLLER.

LEGEND

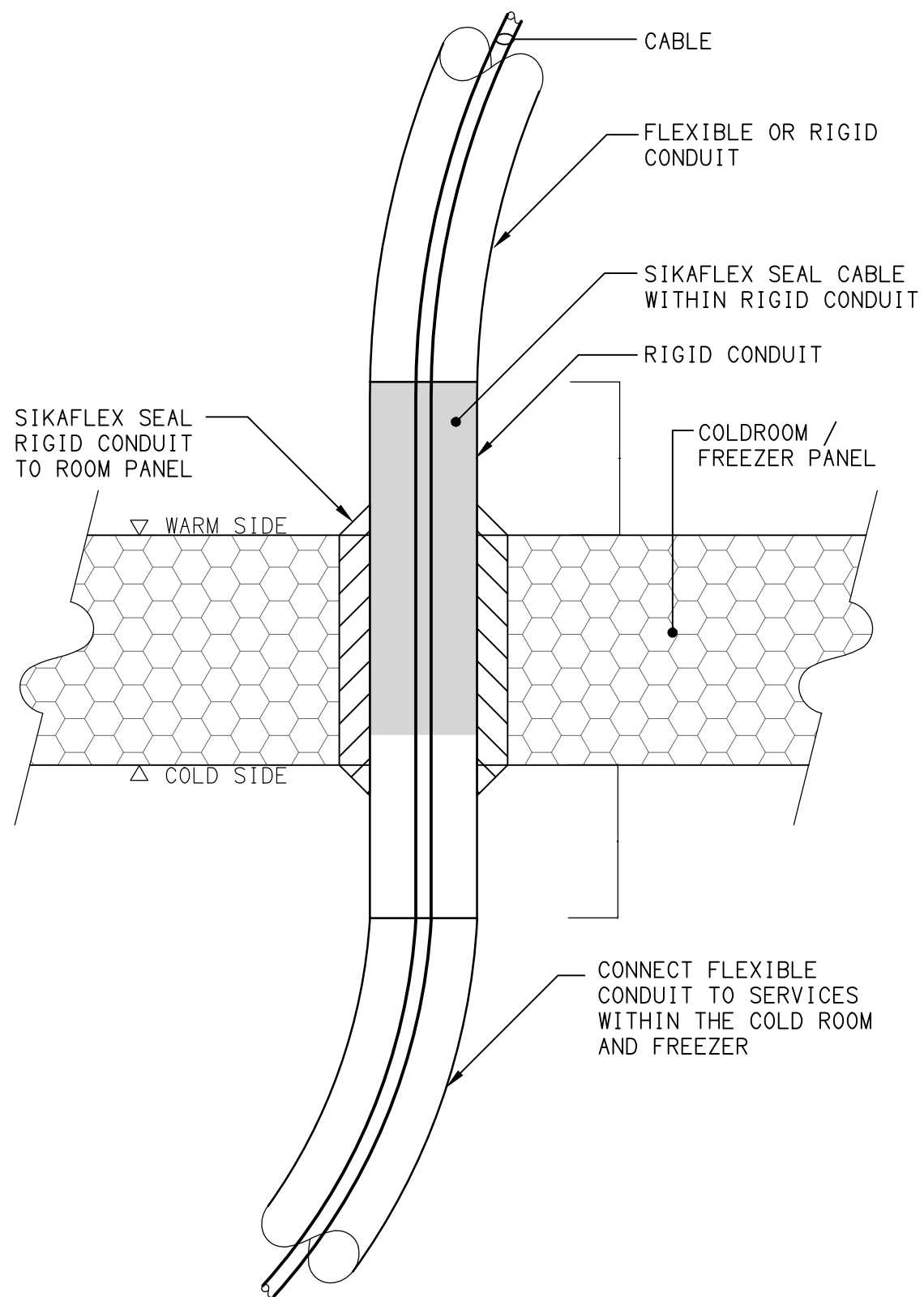
- L1: RECESSED DIMMABLE LED DOWNLIGHT, BLACK.
- L2: RECESSED DIMMABLE LED DOWNLIGHT, BLACK.
- L3: PLASTERBOARD RECESSED 300 x 1200 LED PANEL.
- L4: OVERHEAD BENCH LED STRIP LIGHT.
- L5: FEATURE RED LED LIGHT.
- L6: DISPLAY SHELF LED STRIP LIGHT.
- L7: COUNTER FACE LED STRIP LIGHT.
- L8: 1200 COOL ROOM / FREEZER BATTEN.
- PL1: SERVERY PENDANT C/W 1200 T5 LED LAMP.
- PL2: DINING PENDANT C/W DIMMABLE LED GLOBE.
- DRL: DIRECTIONAL TRACK LIGHT.
- WL1: WALL LIGHT.
- FL1: OUTDOOR DINING FESTOON LIGHTS.
- HTL: COOKING PASS THROUGH HEAT LAMP.
- CFE: EXISTING CEILING FAN.



SCHEMATIC  
LIGHTING CONTROL  
NOT TO SCALE



DETAIL  
SP1 LIGHTING CONTROL ELEVATION  
NOT TO SCALE



DETAIL  
COOLROOM / FREEZER CONDUIT PENETRATION  
NOT TO SCALE

THE COPYRIGHT OF THIS DRAWING REMAINS THE PROPERTY OF THE ELECTRICAL DESIGN GROUP.

USE FIGURED DIMENSIONS IN PREFERENCE TO SCALE.

ALL DIMENSIONS TO BE VERIFIED ONSITE.

**BURGER URGE**

C	CONSTRUCTION	12/02/2026
REV:	DESCRIPTION:	DATE:

**ELECTRICAL DESIGN GROUP**  
ELECTRICAL BUILDING SERVICES CONSULTANTS

BRISBANE: P.O. Box 15 Sherwood Qld 4075  
Phone: (07) 3278 4375  
Email: brisbane@edg.net.au  
Web: www.edg.net.au

ELECTRICAL DESIGN GROUP BRISBANE PTY LTD  
ACN 092 710 793

TRADING AS:  
ELECTRICAL DESIGN  
GROUP

PROJECT:

**BURGER URGE  
RIPLEY**

SITE ADDRESS:

7004 BARRAMS ROAD, SOUTH RIPLEY  
QUEENSLAND

SCALE: SHEET SIZE:

NOT TO SCALE AT A1

DRAWING TITLE:

**ELECTRICAL SERVICES  
LEGEND & DETAILS**

PROJECT NO: DRAWING NO: REVISION:

**C3693a E01 C**